

# ST Hood Series

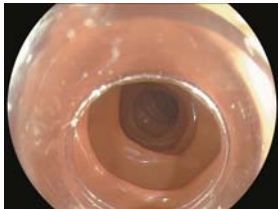
Widely applicable short-type hoods have joined the lineup of ST hoods ensuring a clear field of view during endoscopy.



# Greater visibility realized by the shorter distance from the endoscope tip

## Application of hoods

- Prevents the surgical field of view being blocked by mucosa and keeps it clear during the endoscopic treatment
- Helps to perform safer and more efficient ESD



Sample image (Short-type)

## Features of short-type ST hoods


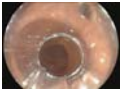
- Shorter distance from the endoscope tip and wider inner diameter of the distal end than current hoods', enhancing visibility
- Two drains equipped
- Easier insertion of accessories with the guide ditch eliminated



### NEW Short-type ST hoods • Package: 5/container

Model name	Outer diameter	Distance from the endoscope tip	Inner diameter of distal end	Drain	Guide ditch	Applicable endoscope (Tip portion diameter)
 <b>DH-28GR</b>	11.8 mm	7.0 mm	8.0 mm	2	Without	EG-590WR (9.6 mm)
 <b>DH-29CR</b>	13.0 mm	7.0 mm	8.0 mm	2	Without	EG-590ZW (10.8 mm)
 <b>DH-30CR</b>	14.8 mm	7.0 mm	8.0 mm	2	Without	EC-590WM3 (12.0 mm) EC-590WM4 (12.8 mm) EC-590ZW3 / M (12.8 mm) EC-590ZW3 / L (12.8 mm)

### ST hoods • Package: 5/container

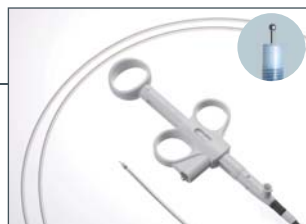
Model name	Outer diameter	Distance from the endoscope tip	Inner diameter of distal end	Drain	Guide ditch	Applicable endoscope (Tip portion diameter)
 <b>DH-15GR</b>	12.2 mm	8.3 mm	7.0 mm	1	With	EG-590WR (9.6 mm) EG-530WR (9.4 mm)
 <b>DH-19GR</b>	13.0 mm	8.3 mm	7.0 mm	1	With	EG-530D (11.5 mm)
<b>DH-16CR</b>	16.0 mm	8.3 mm	7.0 mm	1	With	EC-590WM (12.8 mm) EC-530WL3 (12.8 mm) EC-530WI / WL / WM3 (12.8 mm)

- Generic name: Single-use non-active equipment for natural orifice endoscopic treatment

## Related products

### FlushKnife BT

Covering procedures from marking to hemostasis, this slitter equipped with the water jet system offers high versatility. The ball tip produces good traction during dissection.



### FlushKnife

The water jet system, which cleans the tip of the knife, keeps the knife sharp throughout the operation. This slitter covers from marking to hemostasis.



- Generic Name: Active instrument, endoscopic, high-frequency current procedure, single-use

# FUJIFILM

FUJIFILM Corporation

26-30, NISHIAZABU 2-CHOME, MINATO-KU, TOKYO 106-8620, JAPAN  
http://www.fujifilm.com/

- The exterior appearance and specifications maybe subject to change without prior notice for product improvement purposes.
- For use of these products, read the operation manual provided with the product.